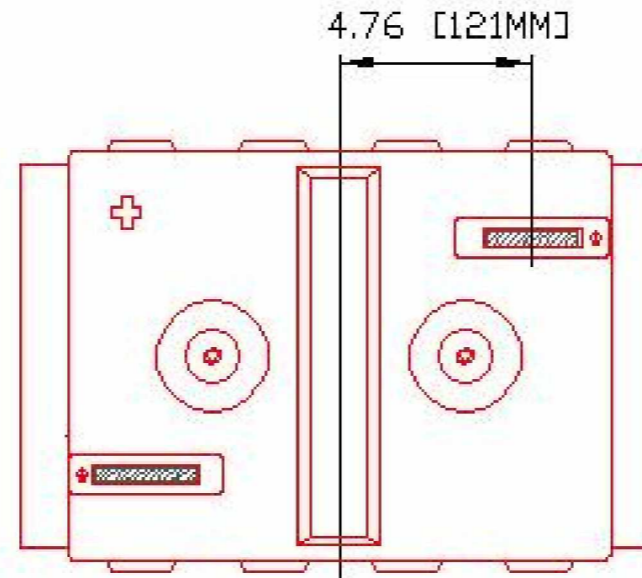
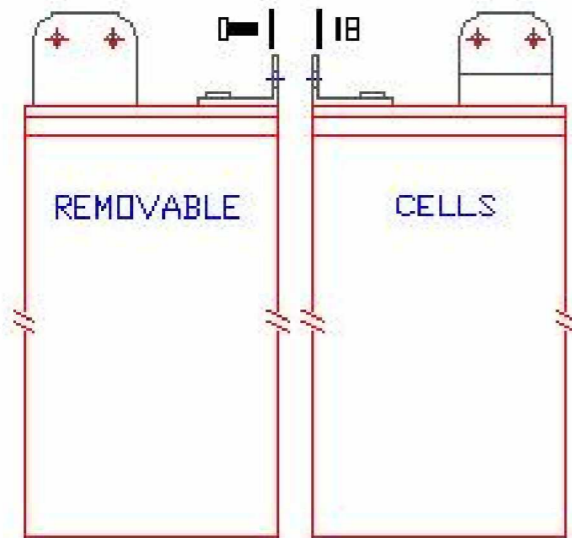




HEAVY DUTY DEEP CYCLE SERIES 5000

BATTERY TYPE	VOLTS	4	4 KS 25P
DIMENSIONS			
LENGTH			400 MM 15 3/4 INCHES
WIDTH			270 MM 10 5/8 INCHES
HEIGHT			629 MM 24 3/4 INCHES
WEIGHT DRY			100 KG 220 LBS.
WEIGHT WET			143 KG 315 LBS.
CONTAINER CONSTRUCTION			
INNER CONTAINER			POLYPROPYLENE
INNER COVER			POLYPROPYLENE - HEAT SEALED TO INNER CONTAINER
OUTER CONTAINER			HIGH DENSITY POLYETHYLENE
OUTER COVER			HIGH DENSITY POLYETHYLENE SNAP FIT TO OUTER CONTAINER
HANDLES			MOLDED
PLATES PER CELL			25
ELECTROLYTE RESERVE	ABOVE PLATES		95 MM 3.75 INCHES
DESIGN CRITERIA	10 YEAR WARRANTY	3300 CYCLES	15 YEAR LIFE
POSITIVE PLATE DIMENSION			
HEIGHT			432 MM 17.0 INCHES
WIDTH			143 MM 5.625 INCHES
THICKNESS			6.99 MM 0.275 INCHES
NEGATIVE PLATE DIMENSION			
HEIGHT			432 MM 17.0 INCHES
WIDTH			143 MM 5.625 INCHES
THICKNESS			4.57 MM 0.180 INCHES
SEPARATOR INSULATION	SEPARATOR THICKNESS		0.105 INCH
	POSITIVE PLATE DOUBLE WRAPPED WITH SLYVER 0.020 HEAVY GLASS MAT AND ENVELOPED WITH HEAVY DUTY SEPARATOR		
TERMINALS	FLAG WITH STAINLESS STEEL NUTS AND BOLTS		
COLD CRANK	CCA	0°F / -17.8°C	3714
	MCA	32°F / 0°C	4643
			RESERVE MINUTES AT 25A 4290
CAPACITY	20 HR RATE		1350
			CAP / AH CURRENT / AMPS
CAPACITY AT THE 20 HOUR RATE		1.265 SP. GR.	1350 67.5
CAPACITY AT THE 15 HOUR RATE		1.265 SP. GR.	1269 84.6
CAPACITY AT THE 12 HOUR RATE		1.265 SP. GR.	1202 100.1
CAPACITY AT THE 10 HOUR RATE		1.265 SP. GR.	1148 114.8
CAPACITY AT THE 8 HOUR RATE		1.265 SP. GR.	1080 135.0
CAPACITY AT THE 6 HOUR RATE		1.265 SP. GR.	999 166.5
CAPACITY AT THE 5 HOUR RATE		1.265 SP. GR.	945 189
CAPACITY AT THE 4 HOUR RATE		1.265 SP. GR.	878 219
CAPACITY AT THE 3 HOUR RATE		1.265 SP. GR.	797 266
CAPACITY AT THE 2 HOUR RATE		1.265 SP. GR.	689 344
CAPACITY AT THE 1 HOUR RATE		1.265 SP. GR.	486 486

BOLT-ON CONNECTOR 2 X 316 SS NUT, WASHERS, LOCK WASHER AND BOLT



PART NUMBER: 4-KS-25P

WEIGHT WET: 315 LB / 143 KG

WEIGHT DRY: 220 LB / 100 KG

CAPACITY: 1,350 AH 20 HR
1,900 AH 100 HR

VOLTAGE: 4 V

OVERALL DIMENSIONS: 15.75X10 5/8X24.75"


MAX HEIGHT WITH OPTIONAL HYDROCAPS: 25.13"/638MM

2.90 [74MM]

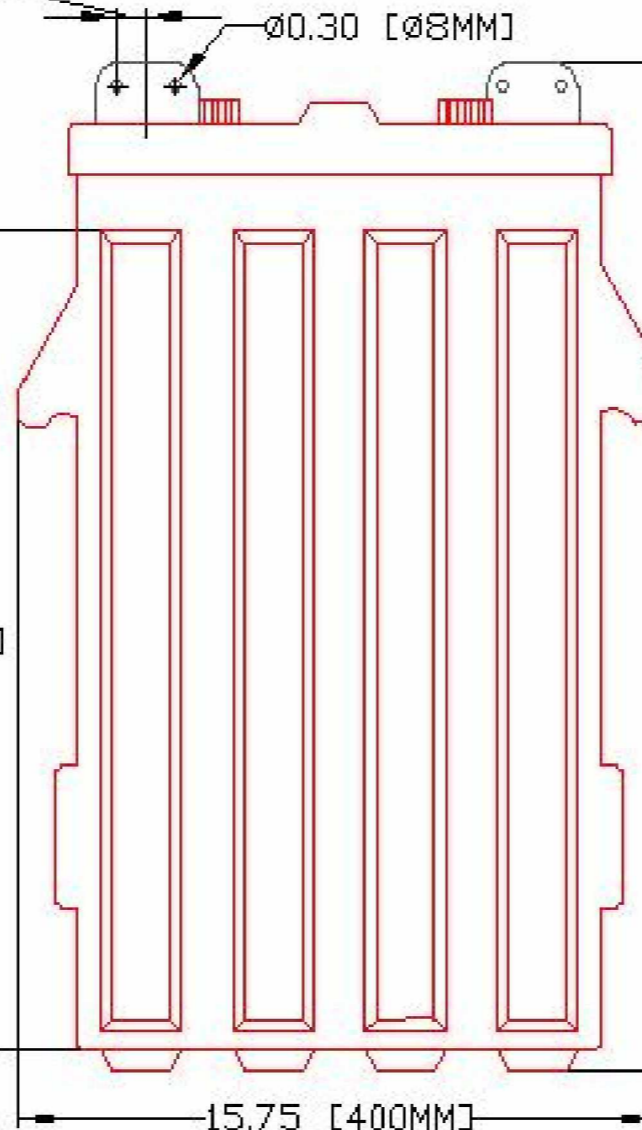
0.70 [18MM]

Ø0.30 [Ø8MM]

24.74 [628MM]



20.13 [511MM]



15.75 [400MM]

	
BATTERY ENGINEERING SALEM, MASS	
TITLE: 4KS25P	
DESCRIPTION: 4V / 2 CELL 25 PLATE (KS) DEEP CYCLE 500/5000 SERIES	
CONTACT INFO:	
WEB:	WWW.ROLLSBATTERY.COM
E-MAIL:	SALES@ROLLSBATTERY.COM
PHONE:	1-800-681-9914
SCALE: 1" = 6" 1" = 4" JFEB NOT TO SCALE 8.5" X 11" 11" X 17"	
Drawn by: S. WILES	Approved By: D. SURRETTE
DATE: 14-JUN-00 REVISION 2.1	
DRAWING NO: DWG 003, BD4KS25P	